
USER MANUAL

MODEL NUMBER:

FG-10N-2

FG-10NK-2

FG-10NV-2

AND RELATED UNITS

**10 Gallon Air Operated Portable Fog
Equipment**

English (Original Instructions)

READ ALL INSTRUCTIONS BEFORE OPERATING EQUIPMENT

WARNING




Read this manual completely and understand the machine before operating or servicing it.

- Read all instructions before installing or operating unit.
- Always wear appropriate personal protective equipment (PPE) when operating or servicing unit.
- Always follow all chemical safety precautions and handling instructions provided by the chemical manufacturer and Safety Data Sheet (SDS).
- If this unit is modified or serviced with parts not listed in this manual, the unit may not operate correctly.
- Always depressurize unit after use (as described in the After Use Instructions).
- Do not exceed an incoming air pressure of 100 psi (7 bar).
- Do not exceed a fluid temperature of 100°F (37°C).
- Always flush the unit with fresh water thoroughly when switching from an alkaline to an acid or an acid to an alkaline.
- Never use unit with hydrocarbons or flammable products.
- Only use clean and dry air. Air must be filtered and free of moisture or pump life will be diminished. If needed, install an air dryer before unit.
- Do not use an air lubricator before the unit.
- Never use unit if it is damaged or leaking.

PROTECT THE ENVIRONMENT

Please dispose of packaging materials, old machine components, and hazardous fluids in an environmentally safe way according to local waste disposal regulations.

 Always remember to recycle.

*Specifications and parts are subject to change without notice.

READ ALL INSTRUCTIONS BEFORE OPERATING EQUIPMENT

OPTIONS		
	Pump Seal Material	
FG-10N	Santoprene (standard)	-2
	Viton (V)	
	Kalrez (K)	
Add bold option codes to item number as shown. For standard options, no option code is needed. Examples: <ul style="list-style-type: none"> • FG-10N-2 (standard unit with Santoprene pump seals) • FG-10NV-2 (unit with Viton pump seals) 		

REQUIREMENTS	
Compressed air requirements	50 psi (3.4 bar) with 7 cfm (198.3 l/min)
Liquid temperature range	40-100°F (4.4-37°C)
Chemical compatibility	Chemical products used with this equipment must be formulated for this type of application and compatible with unit materials and pump seals. For more information on chemical compatibility, consult the manufacturer or SDS for your product or contact our customer service department.

SPECIFICATIONS	
Power type	Compressed air
Chemical pickup type	Draws from pre-mixed solution
Number of products unit can draw from	One product
Suction line length/diameter	3/8 in. (9.5 mm) inside diameter
Capacity	12.5 gallons (47.32 liters)
Flow rate*	3.7 gal/hour at each nozzle
Pump seals	Santoprene, Viton, or Kalrez
Droplet size	15 microns at 50 psi
Coverage area**	1 liter of solution will cover approximately 1000 cubic feet (up to system max of 47,320 cubic feet).
Run time from full tank**	Approx. 1.5 hours
Number of nozzles	2 nozzles
Wheel type	Two 10 inch non-marking wheels

*Dilution rates and flow rates given are based on chemical with viscosity of water and factory air pressure settings.

**Area covered and run time may vary based on humidity, air flow, and product used.

READ ALL INSTRUCTIONS BEFORE OPERATING EQUIPMENT

Operation Instructions

Always follow all chemical safety precautions and handling instructions provided by the chemical manufacturer and Safety Data Sheet (SDS).

1. Follow all instructions from chemical manufacturer. Fill the tank with water and the advised percentage of chemical concentrate.
2. Place the unit in the area to be fogged.
3. Ensure the air supply valve is in the closed position, and connect a compressed air line to the air inlet fitting.
4. Open the air supply valve to activate the unit.
5. Evacuate the area.
6. After the unit has stopped fogging, observe all appropriate safety precautions before reentering area. Close the air supply valve and disconnect the compressed air line from the unit.

After Use Instructions:

1. Thoroughly flush the unit with fresh water.
2. Disconnect the air line from the air fitting.

Maintenance Instructions:

To keep your portable unit operating properly, periodically perform the following maintenance procedures:

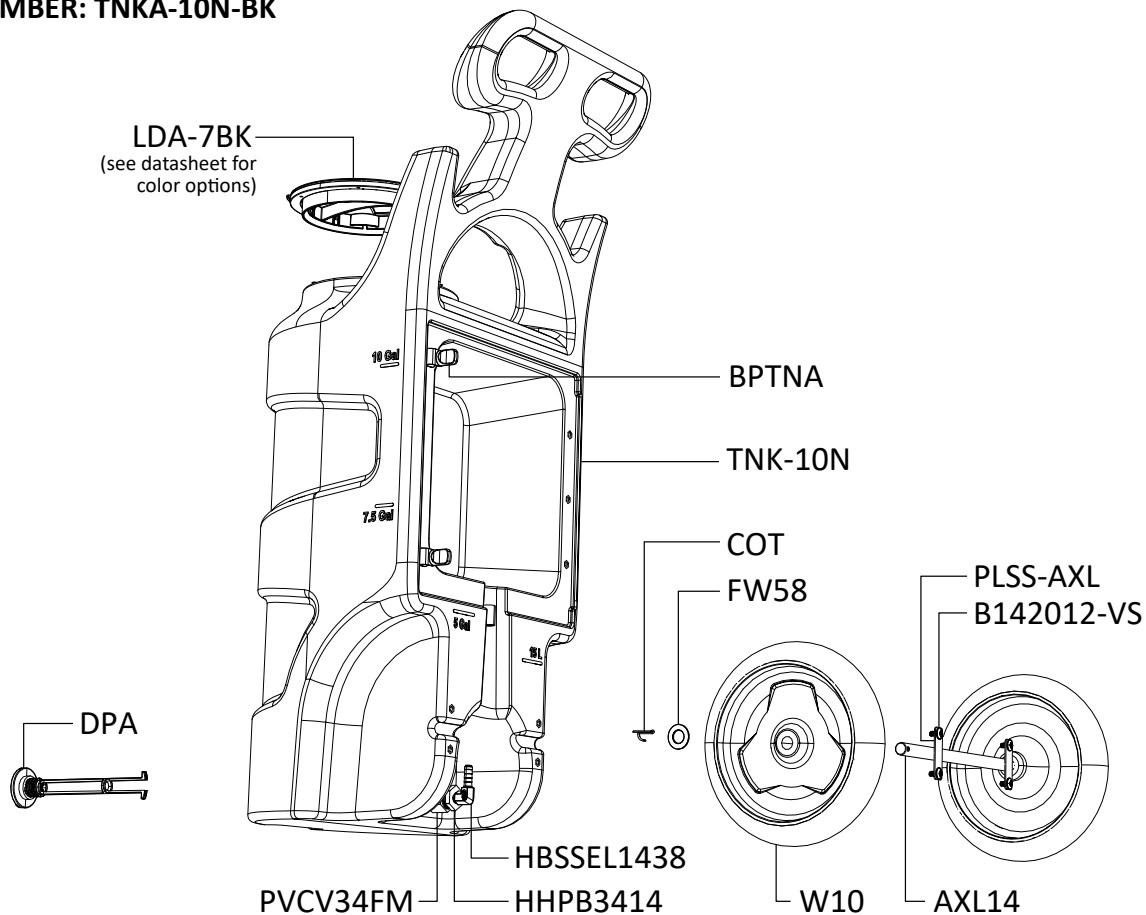
- Check the air pump for wear and leaks.
- Inspect hoses for leaks or excessive wear. Make sure all hose clamps are in good condition and properly secured.
- Check the suction tube and screen for debris and clean as needed.
- Drain compressor tank on a regular basis to ensure proper operation of pump.

Troubleshooting Instructions:

- If air passes through the pump without cycling, the pump needs to be replaced.
- Check the chemical suction line and strainer for debris or damage. Clean or replace as needed. To prevent damage to the unit, the strainer must always be used.
- Check for proper air pressure on air gauge. Air regulator is factory set at 50 psi (3.4 bar).
- If the unit foams at a reduced pressure:
 - o Check the air compressor supplying the unit. If the pressure is less than 40 psi, turn the foam unit off until the compressor can catch up.
 - o If the air supply is 50 psi (3.4 bar) or above, check the air gauge, which should read near 50 psi (3.4 bar). If the air gauge is more or less than 50 psi (3.4 bar), adjust the pressure by turning the knob on the top of the air regulator.

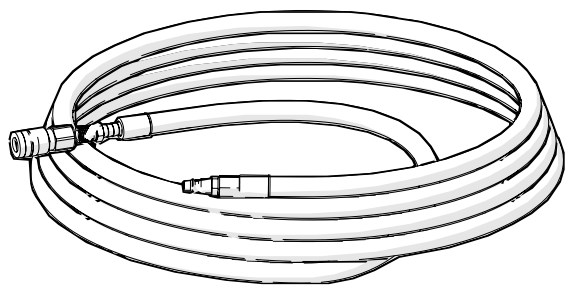
READ ALL INSTRUCTIONS BEFORE OPERATING EQUIPMENT

TANK ASSEMBLY ITEM NUMBER: TNKA-10N-BK

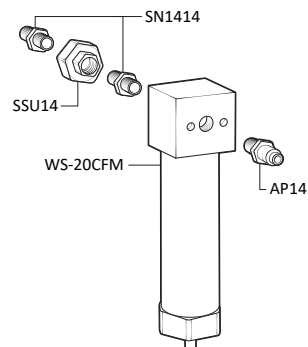


OPTIONAL COMPONENTS

AIR HOSE ASSEMBLY ITEM NUMBER: AH30



WATER SEPARATOR ASSEMBLY ITEM NUMBER: WSA-20CFM



READ ALL INSTRUCTIONS BEFORE OPERATING EQUIPMENT

Plate - Inside View

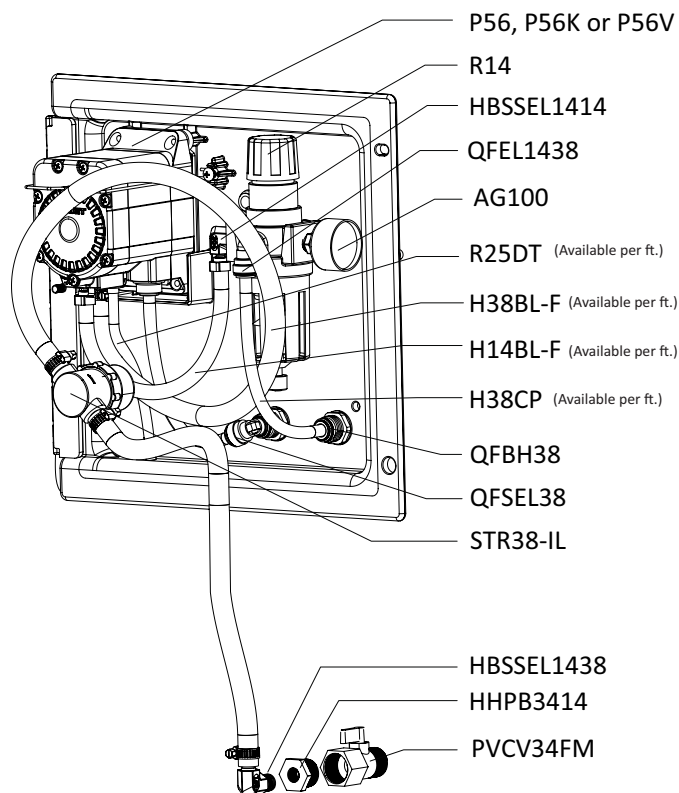
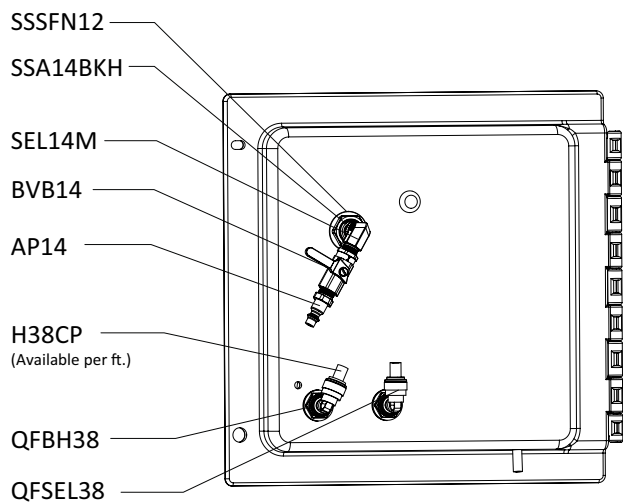
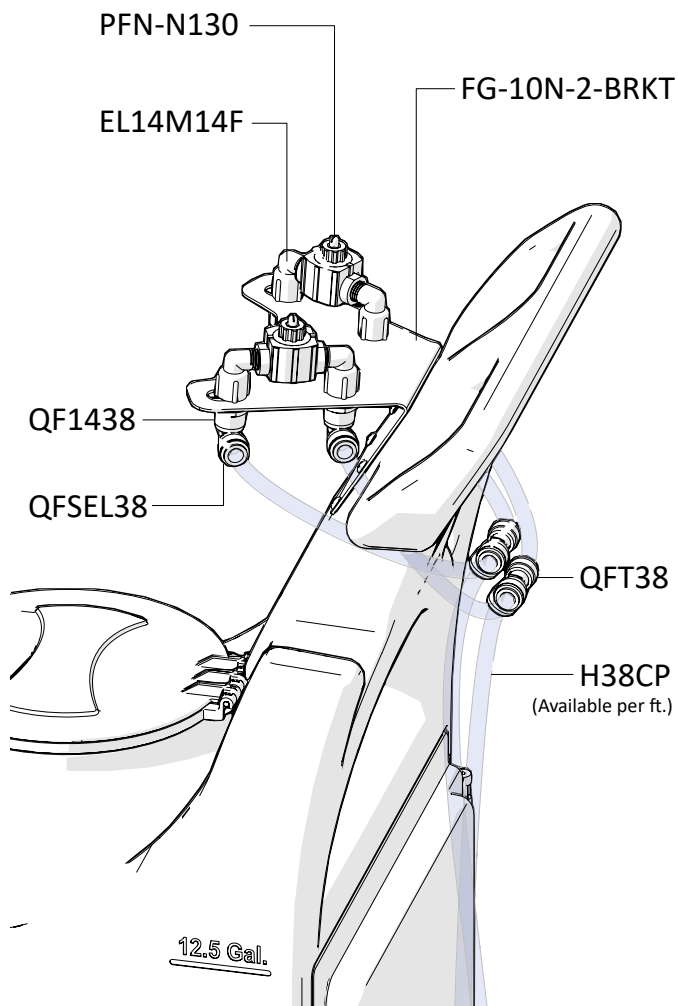


Plate - Back View



FOG NOZZLE ASSEMBLY



READ ALL INSTRUCTIONS BEFORE OPERATING EQUIPMENT

ITEM NUMBER	DESCRIPTION
AG100	AIR GAUGE - ½ IN. NPT - 100 PSI DRY MODEL
AH30	30 FT AIR HOSE W/ QUICK CONNECT FITTINGS
AP14	AIR FITTING ¼ MPT X PLUG-NICKEL-PLATED BRASS
AXL14	AXLE-STAINLESS-0.625 DIA X 14.5 IN
B142012-VS	¾-20 X ½ IN. BOLT - STAINLESS - TRUSS HEAD PHILLIPS - VIBRA-SEAL
B103234	10-32 X 3/4 PHIL TRUSS MACH SCR 18-8
BPTNA	BACK PLATE THUMB NUT ASSEMBLY - INCLUDES BOLT, THUMB NUT, AND TETHER
<i>BST14201125-VS</i>	¾-20 SET BOLT - 1.125 IN. LONG - VIBRA-SEAL
<i>TN1420</i>	¾-20 THUMB NUT - BRASS INSERT - ASSEMBLED WITH TETHER
BRKT-P56	PUMP BRACKET- STAINLESS STEEL
BVB14	AIR INLET VALVE - VA BRS 025-4F4F-BT, NICKEL
BVSS12	STAINLESS BALL VALVE-½ IN. NPT
COT	COTTER PIN-STAINLESS-½ IN. X 1 IN.
DPA	DRAIN PLUG ASSEMBLY - INCLUDES GASKET
EC14	OETIKER EAR CLAMP FOR ¼ IN. HOSE
EL14M14F	¼ FEM PIPE X ¼ M PIPE ELBOW
FG-10N-2-BRKT	BRACKET FOR FG-10N-2
FMS1034	10 X ¾ IN. PHIL SHEET METAL SS SCREW
FW58	FLAT WASHER FOR ¾ IN. PIPE - STAINLESS - 0.687 ID X 1.5 OD X 0.07 THK
FWLG14	.569 ID X 1.28 OD X .08 THICK FLAT WASHER SS 18-8
H14BL-F	¼ INCH BLUE HOSE-HYBRID TPE-AVAILABLE PER FT.
H38BL-F	¾ INCH BLUE HOSE-HYBRID TPE-AVAILABLE PER FT.
H38CP	¾ INCH OD POLYETHYLENE TUBING - NATURAL
HBSSEL1414	STAINLESS HOSE BARB ¼ MPT X ¼ BARB ELBOW
HBSSEL1438	STAINLESS HOSE BARB ¼ MPT X ¾ BARB ELBOW
HHSB1418	HEX HEAD BUSHING ¼ MPT X ¼ FPT
HHPB3414	HEX HEAD POLY BUSHING ¾ MPT X ¼ FPT
LDA-7BK	LID ASSEMBLY - INCLUDES 7 IN. BLACK LID, LID FLANGE, HINGE PIN, AND MOUNTING SCREWS
<i>LD-7BK-LID</i>	7 IN. CAP - POLYETHYLENE - BLACK
<i>LD-7BK-FLNG</i>	7 IN. LID FLANGE - POLYETHYLENE - BLACK
<i>LD-PIN</i>	HINGE PIN FOR 7 IN. LID AND FLANGE
P56	PUMP WITH SANTOPRENE SEALS - INCLUDES HOSE BARBS, AIR FITTING, AND EXHAUST BARB

P56K	PUMP WITH KALREZ SEALS - INCLUDES HOSE BARBS, AIR FITTING, AND EXHAUST BARB
P56V	PUMP WITH VITON SEALS - INCLUDES HOSE BARBS, AIR FITTING, AND EXHAUST BARB
<i>20756103B</i>	<i>POLYPRO G57 AIR PORT X HB STRAIGHT, W/ VITON O-RING</i>
<i>HB14P</i>	<i>1/4IN BRASS HB AIR FITTING /G57/P56</i>
<i>HB5638</i>	<i>HOSE BARB FOR P56 PUMP</i>
<i>HB5638K</i>	<i>HOSE BARB FOR P56K PUMP</i>
<i>HB5638V</i>	<i>HOSE BARB FOR P56V PUMP</i>
PFN-N130	PNEUMATIC FOG NOZZLE - POLYPROPYLENE AND KYNAR TIP - 3.7 GAL/HR PER NOZZLE
PLPF	PORTABLE FOAMER BACK PLATE W/ HINGE AND HOLES
PLPF-PIN	302 STAINLESS PORTABLE PLATE HINGE PIN
PLSS-AXL	AXLE PLATE - STAINLESS - 2.5 IN. X 1 IN. - 2 HOLES
PVCV34FM	PVC VALVE ¾ IN. FPT X ¼ IN. MPT
QF1438	MALE CON. ¾ IN. TUBE X ¼ IN. MPT - POLYPROPYLENE
QF5638	¾ IN. QF PUMP FITTING / G57
QFBH38	BULKHEAD ¾ IN. TUBE POLYPROPYLENE
QFEL1438	FIXED ELBOW ¾ IN. TUBE X ¼ IN. MPT - POLYPROPYLENE
QFSEL38	PLUG-IN ELBOW ¾ IN. TUBE X ¾ IN. POLYPROPYLENE
QFT38	UNION TEE ¾ IN. TUBE POLYPROPYLENE
R14	¼ NPTF REGULATOR W/ FILTER-NO GAUGE
R25DT	¾ X ¾ CLEAR PVC TUBING - AVAILABLE PER FT.
S812-FH	#8 X ½ IN. SCREW - STAINLESS - FLAT HEAD PHILLIPS
SEL14M	STAINLESS ELBOW ¼ IN. MPT X ¼ IN. MPT
SN1414	STAINLESS HEX NIPPLE ¼ MPT X ¼ MPT
SSA14BKH	BULKHEAD ADAPTER - STAINLESS - ¼ NPT X ¼ NPSM
SSC38	STAINLESS SCREW BAND CLAMP FOR ¾ IN. HOSE
SSSFN12	SERRATED FLANGE NUT - STAINLESS - ½ IN.
SSU14	STAINLESS STEEL UNION- 1/4 INCH FP
STR38-IL	IN LINE STRAINER 3/8 BARB 20 MESH 304 STAINLESS EDPM GSKT
TNK-10N	10 GALLON NATURAL TANK
W10	NONMARKING WHEEL FOR PORTABLE UNITS
WS-20CFM	WATER SEPARATOR - 20 CFM - ¼ IN. FPT PORTS