

---

# USER MANUAL

**MODEL NUMBER:  
FOG-IT6  
NZA-PNZX1-WBRKT  
NZA-PNZX1-WBRKT-WTB-26  
AND RELATED ITEMS**

**Wall-Mounted Fog System**

---

**English (Original Instructions)**

---

## READ ALL INSTRUCTIONS BEFORE OPERATING EQUIPMENT



# WARNING



**Read this manual completely and understand the machine before interacting with it.**

- Read all instructions before installing or operating unit.
- Always wear appropriate personal protective equipment (PPE) when operating or servicing unit.
- Always follow all chemical safety precautions and handling instructions provided by the chemical manufacturer and Safety Data Sheet (SDS).
- Fogging with chemical products can be hazardous. Know the hazards of your chemical products prior to use. Wear appropriate personal protective equipment and follow all instructions and safety precautions in accordance with the SDS for your chemical product.
- If this unit is modified or serviced with parts not listed in this manual, the unit may not operate correctly.
- Before performing any maintenance on this unit, disconnect the unit from the electrical power source and compressed air supply, and open the air purge valve (QFSOV38) to release any air pressure stored in the system.
- Do not exceed an incoming air pressure of 150 psi (10.3 bar).
- Do not exceed a fluid temperature of 100°F (37.8°C).
- Only use clean and dry air. Air must be filtered and free of moisture or pump life will be diminished. If needed, install a water separator before unit.
- Do not use an air lubricator before the unit.
- Never use unit if it is damaged or leaking.
- Disconnect unit from electrical power source before servicing.

### PROTECT THE ENVIRONMENT

Please dispose of packaging materials, old machine components, and hazardous fluids in an environmentally safe way according to local waste disposal regulations.



Always remember to recycle.

Specifications and parts are subject to change without notice.

### OPTIONS

Control box	Pump Seal Material	
	FOG-IT6	Santoprene ( <b>standard</b> )
		Viton ( <b>V</b> )
		Kalrez ( <b>K</b> )
	Add bold option codes to item number as shown. For standard options, no option code is needed. Examples: <ul style="list-style-type: none"> <li>• FOG-IT6 (standard unit with Santoprene pump seals)</li> <li>• FOG-IT6V (unit with Viton pump seals)</li> </ul>	
Nozzle assemblies	NZA-PNZX1-WBRKT	
	NZA-PNZX1-WBRKT-WTB-26	

## READ ALL INSTRUCTIONS BEFORE OPERATING EQUIPMENT

REQUIREMENTS		
	WITH NZA-PNZX1-WBRKT NOZZLES:	WITH NZA-PNZX1-WBRKT-WTB-26 NOZZLES:
Compressed air requirements	At factory air pressure setting of 50 psi (3.4 bar): 2 cfm (56.6 l/min) for control box, plus 2.5 cfm (70.8 l/min) per nozzle  Maximum incoming air pressure: 150 psi (10.3 bar)	At factory air pressure setting of 50 psi (3.4 bar): 2 cfm (56.6 l/min) for control box, plus 5 cfm (142 l/min) per nozzle  Maximum incoming air pressure: 150 psi (10.3 bar)
Liquid temperature range	40-100°F (4.4-37.8°C)	
Electrical requirements	120 VAC at 60 Hz, 2 amps (GFCI protected outlet)	
Operating voltage	120 VAC	
Chemical compatibility	Chemical products used with this equipment must be formulated for this type of application and compatible with unit materials and pump seals. For more information on chemical compatibility, consult the manufacturer or SDS for your product.	

SPECIFICATIONS		
	WITH NZA-PNZX1-WBRKT NOZZLES:	WITH NZA-PNZX1-WBRKT-WTB-26 NOZZLES:
Power type	Compressed air, electricity	
Chemical pickup type	Draws from pre-mixed solution	
Number of products unit can draw from	One product	
Suction line length/diameter	8 ft. (2.4 m) hose with 3/8 in. (9.5 mm) inside diameter)	
Flow rate*	7.9 oz/min (0.23 l/min) per nozzle	5.3 oz/min (0.16 l/min) per nozzle
Pump seals	Santoprene, Viton, or Kalrez	
Nozzle construction	Polypropylene and kynar	Celcon, stainless steel, EPDM and nylon
Timer operation type	Multifunction - delay on make single shot	
Droplet size	15 micron at 50 psi (3.4 bar)	35 micron at 50 psi (3.4 bar)
Coverage area	1 liter of solution will cover approximately 1000 cubic feet**	
Coverage pattern	Flat pattern with projection up to 10 ft. (3 m) from nozzle	Pattern up to 8 ft. (2.4 m) wide (side to side) and 3 ft. (0.9 m) thick (top to bottom), with projection up to 15 ft. (4.6 m) from nozzle
Number of nozzles***	1-20 nozzles per control box	1-12 nozzles per control box
Tubing/fitting sizes	Designed for use with 3/8 in. (9.5 mm) outside diameter tubing between control box and nozzle(s)	

\*Dilution rates and flow rates given are based on chemical with viscosity of water and factory air pressure settings.

\*\*Area covered and run time may vary based on humidity, air flow, and product used.

\*\*\*Number of nozzles is dependent upon air supply (see Compressed Air Requirements)



## READ ALL INSTRUCTIONS BEFORE OPERATING EQUIPMENT

### Operation Instructions

Fogging with chemical products can be hazardous. Know the hazards of your chemical products prior to use. Wear appropriate personal protective equipment and follow all instructions and safety precautions in accordance with the SDS for your chemical product.

1. Prepare the area to be fogged.
2. Verify the delay time and run time settings on the timer (see Timer Adjustment Instructions.)
3. Make sure the air inlet valve is open, and the air purge valve is closed.
4. Turn the power switch to the ON position.
5. To activate the unit, push the green button. The unit will begin cycling through the delay and run time intervals set on the timer, beginning with the delay time.
6. At the end of the run time, the unit will shut off. Observe appropriate safety precautions when reentering the area, in accordance with the MSDS for your chemical product.
7. Turn the power switch OFF to prevent unwanted activation of the unit
8. With the air inlet valve in the open position, open the air purge valve to clear any solution from the lines. Close the air purge valve after all solution has been cleared from the system.

### Troubleshooting Instructions

- If air passes through the pump without cycling, the pump needs to be replaced.
- Check the chemical suction line and strainer for debris or damage. Clean or replace as needed. To prevent damage to the unit, the strainer must always be used.

### Maintenance Instructions

To keep your fog unit operating properly, periodically perform the following maintenance procedures:

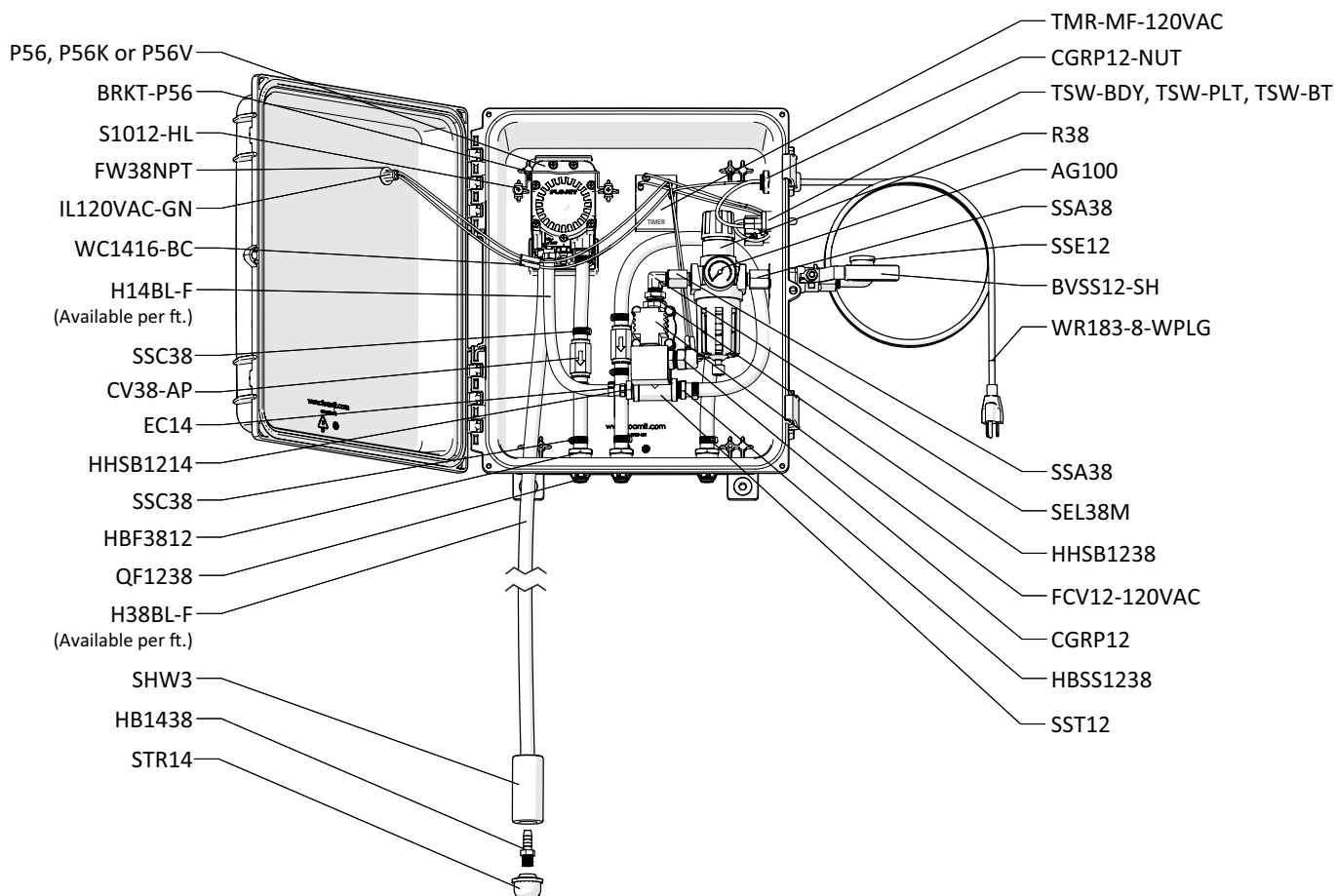
**Note:** Before performing any maintenance, disconnect the unit from the electrical power source and compressed air supply, and open the air purge valve to release any air pressure stored in the system.

- Inspect the pump for wear and leaks.
- Inspect all hoses for leaks or excessive wear. Make sure all hose clamps and push-fittings are in good condition and properly secured.
- Check the chemical suction line and strainer for debris and clean as needed.
- Drain your air compressor tank on a regular basis to help extend pump life. An air source with a high moisture content will accelerate pump wear. **Note:** If your air source has a high moisture content, you may wish to install a water separator before the unit.

## READ ALL INSTRUCTIONS BEFORE OPERATING EQUIPMENT

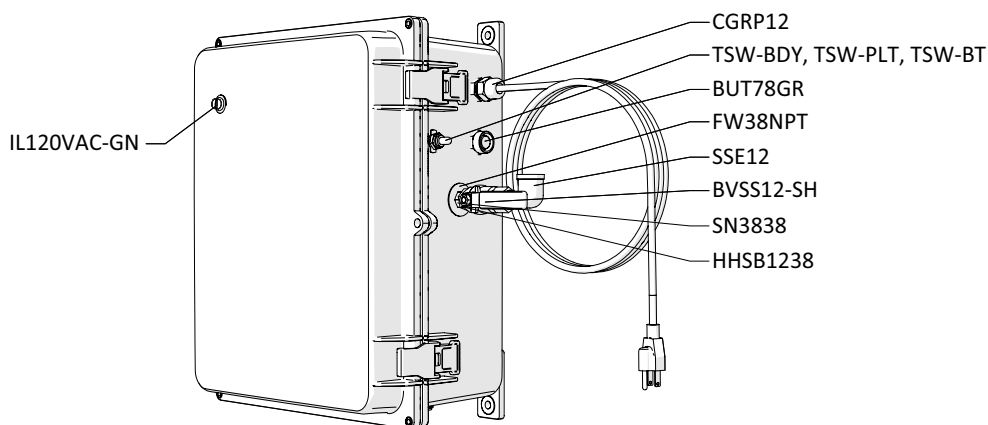
### CONTROL BOX ASSEMBLY

#### Inside View



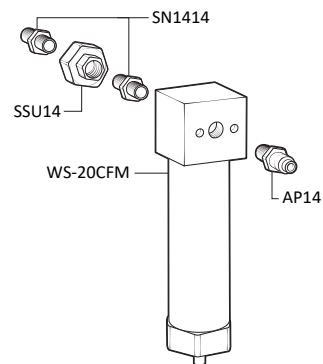
### CONTROL BOX ASSEMBLY

#### Outside View



### OPTIONAL COMPONENT

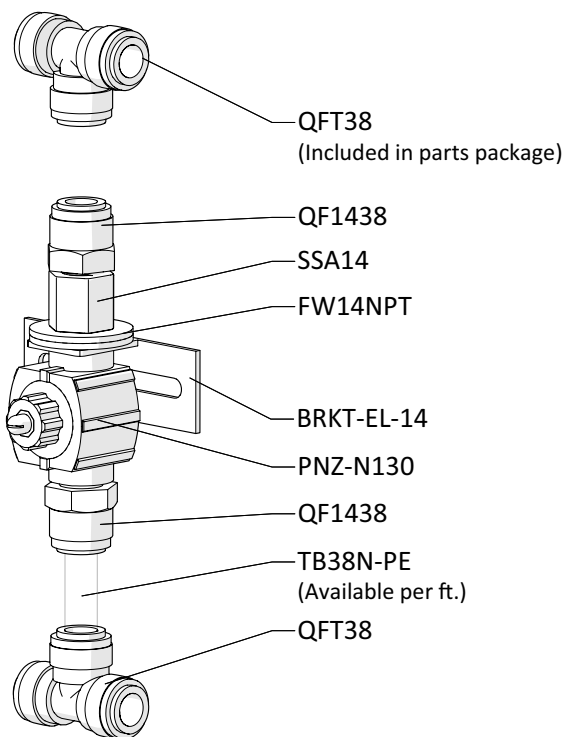
#### WATER SEPARATOR ASSEMBLY Item Number: WSA-20CFM



## READ ALL INSTRUCTIONS BEFORE OPERATING EQUIPMENT

### NOZZLE ASSEMBLY

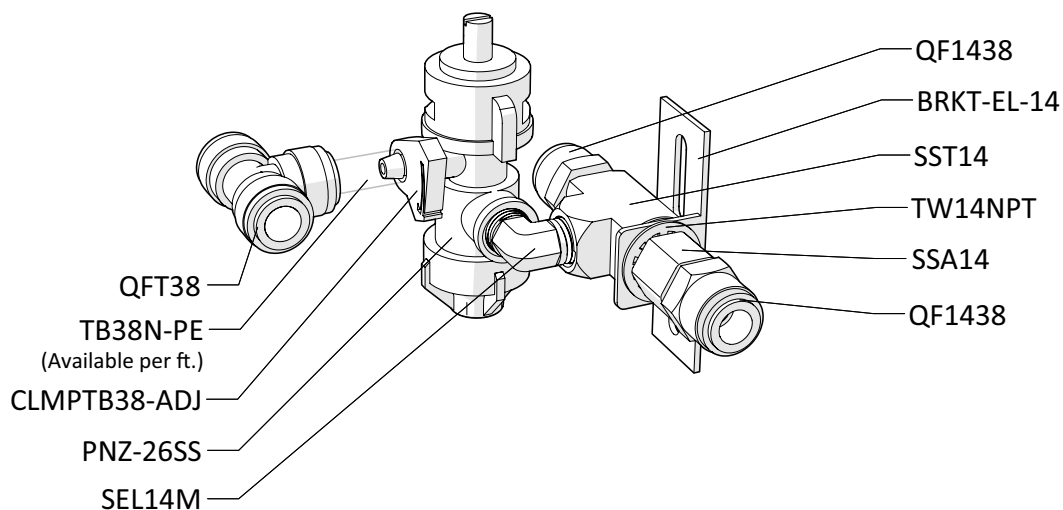
Item Number: NZA-PNZX1-WBRKT



### NOZZLE ASSEMBLY

Item Number: NZA-PNZX1-WBRKT-WTB-26

or NZA-PNZX1-WBRKT-26



## READ ALL INSTRUCTIONS BEFORE OPERATING EQUIPMENT

ITEM NUMBER	DESCRIPTION
AG100	AIR GAUGE - 1/8IN NPT - 0-100 PSI MARKINGS - DRY MODEL
B103214	BOLT - 10-32 X 1/4IN - STAINLESS STEEL - TRUSS HEAD PHILLIPS
BRKT-EL-14	BRACKET - L-SHAPED MOUNTING - FOR 14NPT FITTINGS - STAINLESS STEEL
BRKT-P56	PUMP BRACKET- STAINLESS STEEL
BUT78GR	PUSH BUTTON - FLUSH GREEN CAP - NORMALLY OPEN
BVSS12-SH	BALL VALVE - SS BODY - 2X 1/2IN FNPT - PTFE SEAT AND SEALS - BLUE PVC COATED STRAIGHT HANDLE - NON-WELDED NUT
CB-5	CIRCUIT BREAKER ASSEMBLY - 5 AMP - INCLUDES CLEAR BOOT
CB-BT	CLEAR BOOT FOR CIRCUIT BREAKER
CGRP12	CORD GRIP - 1/2IN MPT - BLACK NYLON - CORD RANGE 0.17IN TO 0.45IN - WATER RESISTANT - FOR 7/8IN HOLE - NO NUT INCLUDED
CGRP12-NUT	NUT - 1/2NPT - BLACK NYLON
CLMPTB38-ADJ	CLAMP FOR 1/4 IN OD TUBE - PLASTIC - ADJUSTABLE
CV38-AP	CHECK VALVE-3/8IN BARBS-PVC BODY-HASTELLOY SPRING-TEFLON BALL-WHITE
EC14	EAR CLAMP - OETIKER - STAINLESS STEEL - FOR 1/4IN HOSE
FCV12-120VAC	1/2 NPT AIR SOLENOID - 120V - 31GPM - BRASS
FW38NPT	FLAT WASHER FOR 3/8IN NPT - STAINLESS - 0.69IN ID X 1.5IN OD X 0.07IN THK
FW14NPT	FLAT WASHER FOR ¼ IN. NPT - STAINLESS - 0.57 IN. ID X 1.28 IN. OD X 0.08 IN. THK
H14BL-F	1/4IN BLUE HOSE-HYBRID TPE-AVAILABLE PER FT
H316CL-PV	3/16IN ID 5/16IN OD CLEAR HOSE - PVC - AVAILABLE PER FT
H38BL-F	3/8IN ID BLUE HOSE-HYBRID TPE-AVAILABLE PER FT
HB1438	1/4in MPT X 3/8in HOSE BARB (PLASTIC)
HBSS1414	HOSE BARB - STAINLESS STEEL - 1/4IN MPT X 1/4IN BARB
HBF1238	HOSE BARB - POLYPROPYLENE - 1/2IN FPT X 3/8IN BARB
HBSS1238	HOSE BARB - STAINLESS STEEL - 1/2IN MPT X 3/8IN BARB
HBSEL1438	HOSE BARB - STAINLESS STEEL - ELBOW - 1/4IN MPT X 3/8IN BARB
HHSB1418	HEX HEAD STAINLESS BUSHING 1/4 MPT X 1/8 FPT
HHSB1238	HEX HEAD STAINLESS BUSHING 1/2 MPT X 3/8 FPT
HHSB1238	HEX HEAD S.S. REDUCER BUSHING 1/2in X 3/8
IL120VAC-GN	INDICATOR LIGHT - 120VAC - GREEN - PANEL MOUNT - 6IN WIRE LEADS
P56	PUMP WITH SANTOPRENE SEALS - INCLUDES HOSE BARBS, AIR FITTING, AND EXHAUST BARB
P56K	PUMP WITH KALREZ SEALS - INCLUDES HOSE BARBS, AIR FITTING, AND EXHAUST BARB
P56V	PUMP WITH VITON SEALS - INCLUDES HOSE BARBS, AIR FITTING, AND EXHAUST BARB
HBB14P	1/4IN HOSE BARB-BRASS-FOR G57/P56 AIR FITTING WITH O-RING
HB5638	HOSE BARB FOR P56 PUMP
HB5638K	HOSE BARB FOR P56K PUMP
HB5638V	HOSE BARB FOR P56V PUMP
PBA-16138	POLY BOX ASSEMBLY - 16IN X 13IN X 8IN - GRAY POLYPROPYLENE - INCLUDES BRAND LABEL AND MOUNTING HARDWARE

PB16138-LID	POLY BOX LID - GRAY POLYPROPYLENE - FOR PBA-16138 - INCLUDES PB-GSKT ROPE SEAL
PB16138-BOX	POLY BOX - GRAY POLYPROPYLENE - FOR PBA-16138
PB-FT	POLY BOX FOOT - GRAY POLYPROPYLENE - FOR PBA-12117 AND PBA-16138
PB-LTCH	POLY BOX LATCH - GRAY POLYPROPYLENE - TWO PIECES ASSEMBLED - FOR PBA-12117 AND PBA-16138
PB-PIN	STAINLESS STEEL HINGE PIN FOR PB16138 AND PB12117
PNZ-26SS	PNEUMATIC MIXING NOZZLE - NYLON BODY - STAINLESS STEEL TIP - 2.5 GAL/HR
PNZ-N130	PNEUMATIC MIXING NOZZLE - POLYPROPYLENE BODY - BLUE KYNAR TIP - 3.7 GAL/HR
QF1238	QUICK FIT-1/2 MPT X 3/8 OD TUBE-POLYPROPYLENE
QF1438	MALE CON. 3/8in TUBE X 1/4in MPT - POLYPROPYLENE
QFSOV38	SHUT OFF VALVE 3/8in TUBE POLYPROPYLENE
QFT38	UNION TEE 3/8in TUBE POLYPROPYLENE
R38	REGULATOR - AIR - 2X 1/4IN FPT AND 2X 3/8IN FPT PORTS - NO GAUGE
S1012-HL	SCREW - #10 X 1/2IN - STAINLESS STEEL - ROUND HEAD PHILLIPS - HILO THREAD
S1034-FH-HL	SCREW - #10 X 3/4IN - STAINLESS STEEL - FLAT HEAD PHILLIPS - HILO THREAD
SEL38M	STAINLESS ELBOW 3/8IN MPT X 3/8IN MPT
SHW3	SUCTION HOSE WEIGHT - 15/16IN ID X 1 1/2IN OD X 3 1/4IN LONG - PVC COATED STAINLESS
SN1212	STAINLESS HEX NIPPLE 1/2 MPT X 1/2 MPT
SN3838	STAINLESS HEX NIPPLE 3/8 MPT X 3/8 MPT
SSA14	SS304 MALE/FEMALE ADAPTOR 1/4 NPT X 1/4 NPT
SSA38	STAINLESS ADAPTOR 3/8 MPT X 3/8 FPT
SSC38	STAINLESS SCREW BAND CLAMP FOR 3/8 IN HOSE
SSE12	STREET ELBOW 1/2in - 316 S.S.
SST12	BRACKET - L-SHAPED MOUNTING - FOR 14NPT FITTINGS - STAINLESS STEEL
STR14	40 MESH SUCTION LINE STRAINER 1/4 FNPT
TB38N-PE	3/8IN OD NATURAL TUBE - POLYETHYLENE - AVAILABLE PER FT
TMR-MF-120VAC	TIMER - MULTI-FUNCTION RELAY - 0.05SEC TO 10230HR ADJUSTABLE DIGI-SET - 120VAC - 10A MAX - USES 11 PIN SOCKET
TMR-SCKT-DIN-11	TIMER SOCKET - FOR DIN RAIL MOUNTING - 11 PIN
TSW-BDY	TOGGLE SWITCH - BODY - SINGLE POLE SINGLE THROW - NICKEL-PLATED BRASS - 1/4IN SPADE TERMINALS - 1/2IN MOUNTING HOLE - 15/32-32 KEYED THREADED BUSHING
TSW-PLT	TOGGLE SWITCH - ON/OFF PLATE - NICKEL-PLATED STEEL - MOUNTING HOLE FOR 15/32 KEYED BUSHING
TSW-BT	TOGGLE SWITCH - MOUNTING BOOT - BLACK SILICONE RUBBER - 15/32-32 INTEGRATED NUT
TW14NPT	TOOTH LOCK WASHER FOR 1/4IN NPT - STAINLESS - 0.56IN ID X 0.96IN OD X 0.06IN THK
WMS14	WALL MOUNT SCREW - #14 X 1 1/4IN - STAINLESS STEEL - HEX HEAD SLOTTED
WMS14A	WALL MOUNT SCREW ANCHOR -#14 X 1 1/4IN - PLASTIC - 5/16IN DRILL SIZE
WR183-8-WPLG	WIRE CORD WITH US STANDARD UNPOLARIZED GROUNDED PLUG - 18AWG 3 CONDUCTOR - 8FT LONG - BLACK RUBBER JACKET - EPDM INSULATION - TYPE SJOOW - 10A RATING
WSA-20CFM	WATER SEPARATOR ASSEMBLY-20CFM-1/4IN FPT PORTS- INCLUDES AIR PLUG, UNION FITTINGS