
USER MANUAL

**MODEL NUMBER:
GI-20N
GI-20NK
GI-20NV
AND RELATED UNITS**

**20 Gallon Air Operated Portable Gel
Equipment**

English (Original Instructions)

READ ALL INSTRUCTIONS BEFORE OPERATING EQUIPMENT



WARNING



Read this manual completely and understand the machine before operating or servicing it.

- Read all instructions before installing or operating unit.
- Always wear appropriate personal protective equipment (PPE) when operating or servicing unit.
- Always follow all chemical safety precautions and handling instructions provided by the chemical manufacturer and Safety Data Sheet (SDS).
- Never point the discharge wand at yourself, another person, or any object you do not want covered in chemical.
- Always depressurize unit after use (as described in the After Use Instructions). Always store unit depressurized, with the discharge ball valve in the closed position.
- Do not exceed an incoming air pressure of 100 psi (7 bar).
- Do not exceed a fluid temperature of 100°F (37°C).
- Only use clean and dry air. Air must be filtered and free of moisture or pump life will be diminished. If needed, install an air dryer before unit.
- Do not use an air lubricator before the unit.

PROTECT THE ENVIRONMENT

Please dispose of packaging materials, old machine components, and hazardous fluids in an environmentally safe way according to local waste disposal regulations.



Always remember to recycle.

*Specifications and parts are subject to change without notice.

Specifications:

Hose 30 feet reinforced hose, 1/2 inch inside diameter
(9 meters reinforced hose, 12.7 mm inside diameter)
Liquid Temperature 40°F to 100°F (4.4°C to 37°C)

Dimensions:

Length 22 in (559 mm) approximately
Width 17 in (432 mm) approximately
Height 48 in (1219 mm) approximately
Weight, including discharge hose and wand:
(Empty) 49 lbs (22.2 kg) approximately

Requirements:

Compressed Air Source Requirements: Air regulator is factory set at 50 psi (3.4 bar). Operating range is 40 to 80 PSI (3 to 5 bar) with 2 CFM (56.6 l/min).

Chemical Requirements: Follow all instructions from chemical manufacturer and Safety Data Sheet (SDS).

Air Operated Double Diaphragm Pump Models Offered:

P56: Polypropylene body with Santoprene diaphragm

P56V: Polypropylene body with Viton diaphragm

P56K: Polypropylene body with Kalrez diaphragm

READ ALL INSTRUCTIONS BEFORE OPERATING EQUIPMENT

Operation Instructions

Wearing all PPE and observing all safety precautions dictated by the MSDS for your chemical:

1. Fill the tank with the desired gel product.
2. With the discharge ball valve in the closed position, connect an appropriate compressed air line into the air inlet fitting.
3. Open the discharge ball valve to begin dispensing gel chemical.

After Use Instructions:

1. Thoroughly flush the unit with fresh water.
2. Disconnect the air line from the air fitting and relieve any pressure remaining in the system by opening the discharge ball valve.
3. Close the ball valve after all pressure has been relieved from the system. Store the unit with the discharge ball valve in the closed position.

Maintenance Instructions:

To keep your portable unit operating properly, periodically perform the following maintenance procedures:

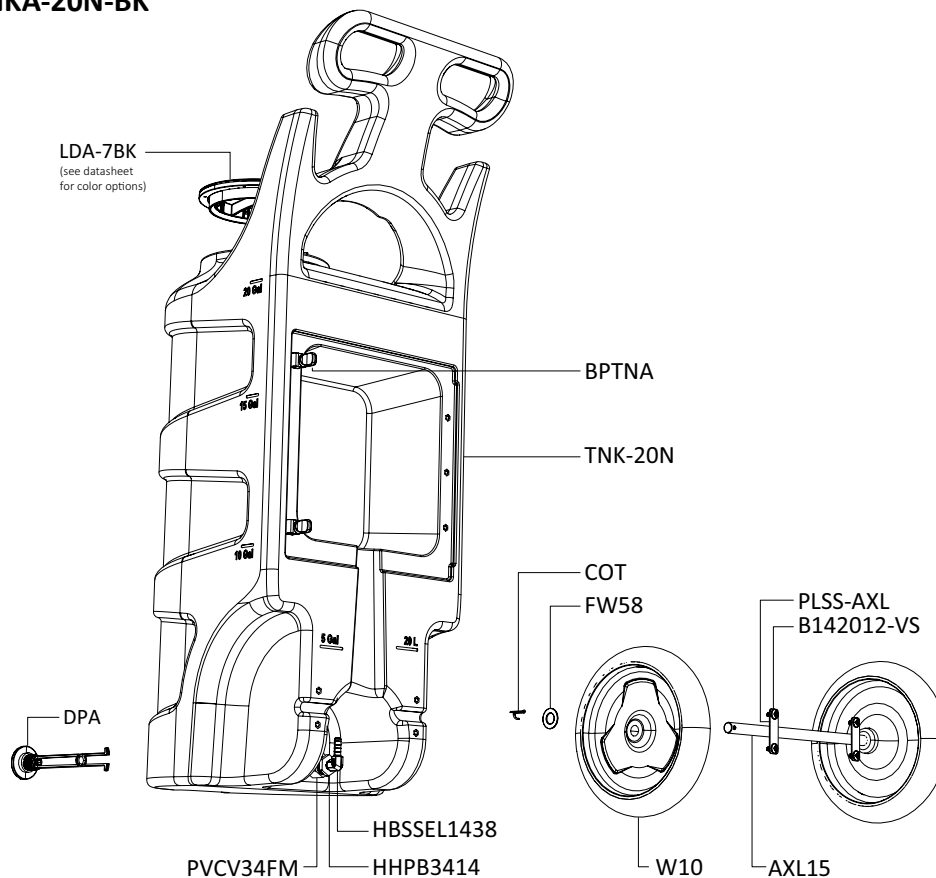
- Check the air pump for wear and leaks.
- Inspect hoses for leaks or excessive wear. Make sure all hose clamps are in good condition and properly secured.
- Replace filter in regulator as needed.
- Check the suction tube and screen for debris and clean as needed.
- Drain compressor tank on a regular basis to ensure proper operation of pump.

Troubleshooting Instructions:

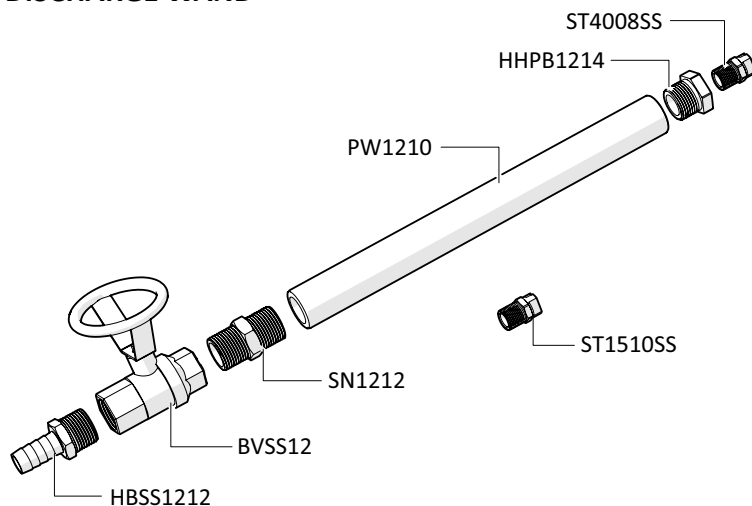
- Check to ensure that the discharge hose is uncoiled properly, and that there are no kinks that could obstruct fluid flow.
- Check the air regulator bowl and air filter for debris such as water, oil, or rust particles. Clean by unthreading the air regulator bowl from the air regulator.
- Check the strainer for debris or other blockages, and clean as needed. Replace strainer if damaged. Strainer must be used.
- If air passes through the pump without cycling, the pump needs to be replaced.
- Check for proper air pressure on the air gauge. The air regulator is factory set at 50 psi (3.4 bar). Operating range is 40 to 80 PSI (3 to 5 bar) with 2 CFM (56.6 l/min).
- If the unit operates at a reduced pressure:
 - Check the air compressor supplying the unit. If the pressure is less than 40 psi, turn the unit off until the compressor can catch up.
 - If the air supply is 50 psi (4.14 bar) or above, check the air gauge, which should read near 50 psi (4.14 bar). If the air gauge reads more or less than 50 psi (4.14 bar), adjust the pressure by turning the knob on the top of the air regulator.

READ ALL INSTRUCTIONS BEFORE OPERATING EQUIPMENT

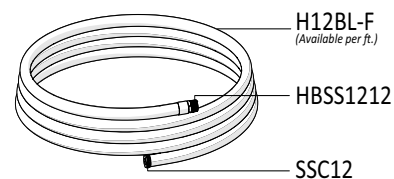
TANK ASSEMBLY ITEM NUMBER: TNKA-20N-BK



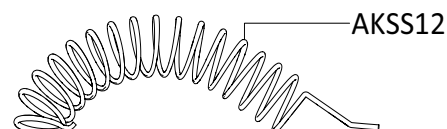
DISCHARGE WAND



DISCHARGE HOSE ASSEMBLY ITEM NUMBER: HA12BL-30



ANTI-KINK SPRING WITH RETAINING PIN ITEM NUMBER: AKSS12



READ ALL INSTRUCTIONS BEFORE OPERATING EQUIPMENT

PLATE ASSEMBLY

Plate - Inside View

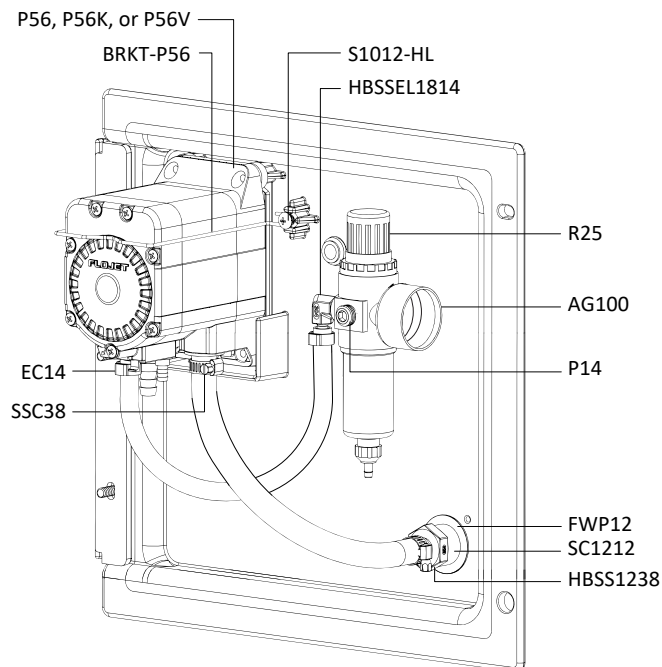
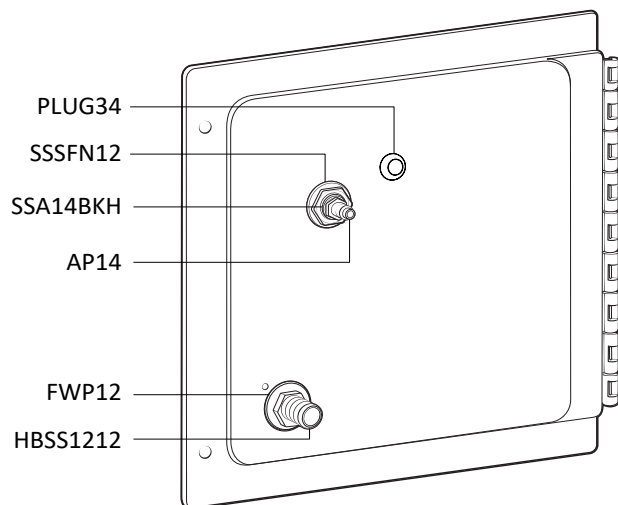


Plate - Back View

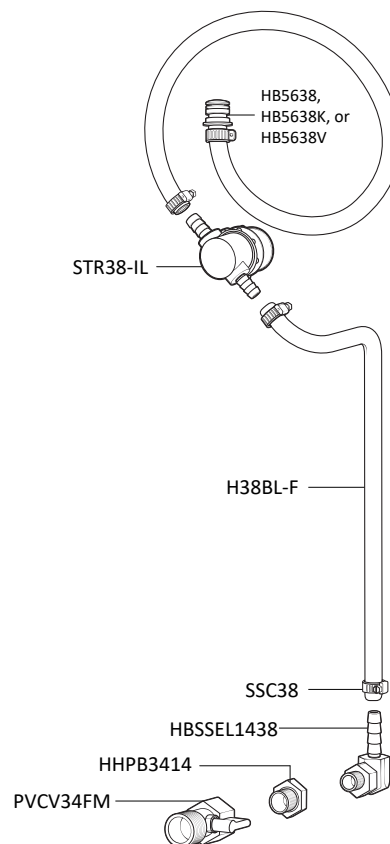


SUCTION ASSEMBLY

ITEM NUMBER (Santoprene pump): SCTNA-PF

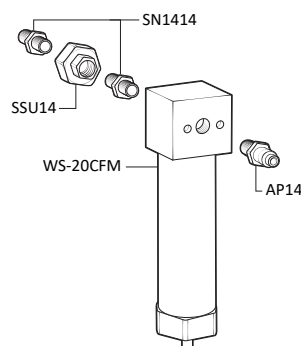
ITEM NUMBER (Kalrez pump): SCTNA-PFK

ITEM NUMBER (Viton pump): SCTNA-PFV

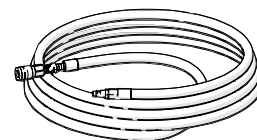


OPTIONAL COMPONENTS

WATER SEPARATOR ASSEMBLY ITEM NUMBER: WSA-20CFM



30 ft (9 m) AIR HOSE ASSEMBLY ITEM NUMBER: AH30



READ ALL INSTRUCTIONS BEFORE OPERATING EQUIPMENT

ITEM NUMBER	DESCRIPTION
AG100	AIR GAUGE - ½ IN. NPT - 100 PSI DRY MODEL
AH30	30 FT AIR HOSE W/ QUICK CONNECT FITTINGS
AP14	AIR FITTING ¼ MPT X PLUG-NICKEL-PLATED BRASS
AXL15	AXLE-STAINLESS-0.625 DIA. X 15.45 IN.
B142012-VS	¼-20 X ½ IN. BOLT - STAINLESS - TRUSS HEAD PHILLIPS - VIBRA-SEAL
B103234	10-32 X 3/4 PHIL TRUSS MACH SCR 18-8
BPTNA	BACK PLATE THUMB NUT ASSEMBLY - INCLUDES BOLT, THUMB NUT, AND TETHER
<i>BST14201125-VS</i>	¼-20 SET BOLT - 1.125 IN. LONG - VIBRA-SEAL
<i>TN1420</i>	¼-20 THUMB NUT - BRASS INSERT - ASSEMBLED WITH TETHER
BRKT-P56	PUMP BRACKET- STAINLESS STEEL
BVB14	AIR INLET VALVE - VA BRS 025-4F4F-BT, NICKEL
BVSS12	STAINLESS BALL VALVE-½ IN. NPT
COT	COTTER PIN-STAINLESS-½ IN. X 1 IN.
LDA-7BK	LID ASSEMBLY - INCLUDES 7 IN. BLACK LID, LID FLANGE, HINGE PIN, AND MOUNTING SCREWS
<i>LD-7BK-LID</i>	7 IN. CAP - POLYETHYLENE - BLACK
<i>LD-7BK-FLNG</i>	7 IN. LID FLANGE - POLYETHYLENE - BLACK
<i>LD-PIN</i>	HINGE PIN FOR 7 IN. LID AND FLANGE
DPA	DRAIN PLUG ASSEMBLY - INCLUDES GASKET
EC14	OETIKER EAR CLAMP FOR ¼ IN. HOSE
<i>DP-G</i>	FKM SQUARE CUT DRAIN PLUG GASKET
DP-INSERT	304 STAINLESS DRAIN PLUG INSERT
EC12	OETIKER CLAMP 21.0-706R
EC14	OETIKER EAR CLAMP FOR ¼ IN. HOSE
F12SS	STAINLESS .875 ID FERRULE FOR 1/2 INCH HOSE
FW58	FLAT WASHER FOR ¾ IN. PIPE - STAINLESS - 0.687 ID X 1.5 OD X 0.07 THK
FWP12	¾ ID X 1.5 OD X 0.05 THK SSFW
H12BL-F	½ INCH BLUE HOSE-HYBRID TPE-AVAILABLE PER FT.
H14BL-F	¾ INCH BLUE HOSE-HYBRID TPE-AVAILABLE PER FT.
H38BL-F	¾ INCH BLUE HOSE-HYBRID TPE-AVAILABLE PER FT.
HBSS1212	STAINLESS HOSE BARB ½ MPT X ½ BARB
HBSS1238	STAINLESS HOSE BARB ½ MPT X ¾ BARB
HBSS1438	STAINLESS HOSE BARB ¾ MPT X ¾ BARB ELBOW
HBSS1814	STAINLESS HOSE BARB ¾ MPT X ¾ BARB ELBOW
HHPB1214	HEX HEAD POLY REDUCER BUSHING ½ IN. X ¼ IN.
HHPB3414	HEX HEAD POLY BUSHING ¾ MPT X ¼ FPT
P14	COUNTERSUNK PLUG-HEXAGON ¼

P56	5700 PUMP WITH SANTOPRENE SEALS - INCLUDES HOSE BARBS, AIR FITTING, AND AIR PORT
P56	PUMP WITH SANTOPRENE SEALS - INCLUDES HOSE BARBS, AIR FITTING, AND EXHAUST BARB
P56K	PUMP WITH KALREZ SEALS - INCLUDES HOSE BARBS, AIR FITTING, AND EXHAUST BARB
P56V	PUMP WITH VITON SEALS - INCLUDES HOSE BARBS, AIR FITTING, AND EXHAUST BARB
<i>20756103B</i>	POLYPRO G57 AIR PORT X HB STRAIGHT, W/ VITON O-RING
<i>HB14P</i>	¼ IN. BRASS HB AIR FITTING /G57/P56
<i>HB5638</i>	HOSE BARB FOR P56 PUMP - EPDM O-RING
<i>HB5638K</i>	HOSE BARB FOR P56K PUMP - KALREZ O-RING
<i>HB5638V</i>	HOSE BARB FOR P56V PUMP - VITON O-RING
PLPF	PORTABLE FOAMER BACK PLATE W/ HINGE AND HOLES
PLPF-PIN	302 STAINLESS PORTABLE PLATE HINGE PIN
PLSS-AXL	AXLE PLATE - STAINLESS - 2.5 IN. X 1 IN. - 2 HOLES
PLUG34	TUBING PLUG ¼ (FITS ⅜ HOLE)
PVCV34FM	PVC VALVE ¼ IN. FPT X ¾ IN. MPT
PW1210	½ IN. FPT X ½ IN. FPT - 10 IN. LONG - BLACK POLYPRO
R25	AIR REGULATOR - TWO ¼ IN. FPT PORTS - TWO ¾ IN. FPT PORTS - INCLUDES FILTER AND BOWL
S1012-HL	10-16 X ½ IN. SCREW-STAINLESS-HI LO
SN1212	1/2in HEX STAINLESS STEEL NIPPLE
SN1414	STAINLESS HEX NIPPLE ¼ MPT X ¼ MPT
SSA14BKH	BULKHEAD ADAPTER - STAINLESS - ¼ NPT X ¼ NPSM
SSC12	STAINLESS SCREW BAND CLAMP FOR ½ IN. HOSE
SSC38	STAINLESS SCREW BAND CLAMP FOR ¾ IN. HOSE
ST1510	VEEJET NOZZLE, BRASS 1510
ST1510SS	VEEJET NOZZLE, S.S. 1510
ST4008SS	VEEJET NOZZLE, S.S. 4008
STR38-IL	IN LINE STRAINER 3/8 BARB 20 MESH 304 STAINLESS EDPM GSKT
TNK-20N	20 GALLON NATURAL TANK
W10	NONMARKING WHEEL FOR PORTABLE UNITS
WS-20CFM	WATER SEPARATOR - 20 CFM - ¼ IN. FPT PORTS